
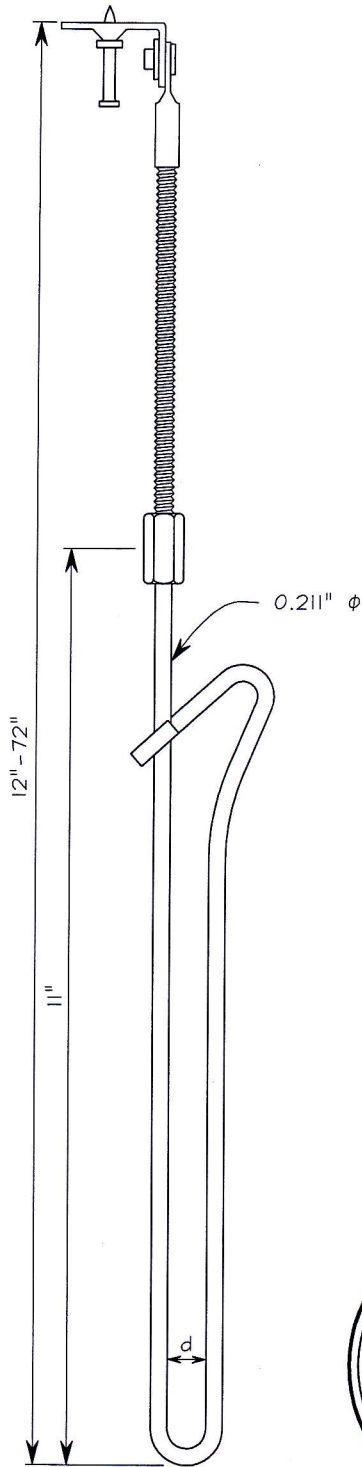



- ICC ESR-2024
- Fastener data: 0.145" Shank, 1" embedment
- $d = \frac{1}{2}"$  or  $\frac{5}{8}"$
- metal deck shall be 20 gage min
- For gravity load only.



STRUCTURAL ATTACHMENT	ALLOWABLE TENSILE LOAD (LB)			
	Concrete Compressive Strength, f'c			
	2000 psi	3000 psi	3500 psi	4000 psi
Normal-Weight Concrete	40	40	-	100
Light-Weight Concrete/Concrete Filled Metal Deck	-	55	60	-



**FLASHFASTENERS**

www.FlashFasteners.com  
877 - 53 - FLASH

**FLASHSTACK**

DATE: 12/02/09    DRAWN BY: LSCAD    SCALE: NO SCALE